

Student Instructions for the First Day of School

Before 8:30am on the first day of school, use the below instructions to log in to Canvas.

1 Open a browser window and log-in to Canvas.
Could Connect.



Additional Links


Reset Password
Click here to reset your password.

Appetite Check
Click here to see a system check.

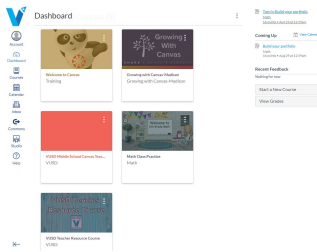


2

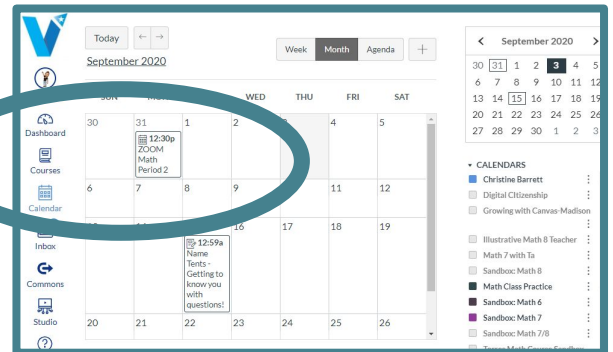
Click on the Apps Grid to select Canvas.



3 Your Dashboard will open and you can select your Design Lab/ PLT Course.



4



Select Calendar from your LEFT navigation bar. The calendar will open and you will see your Design Lab/PLC Zoom Link. .

Click on the link to join.

Additional Info

Access to student schedule:

Log in to student portal

<https://parents.vistausd.org/LoginParent.aspx>

Troubleshooting

Problems accessing a class? Follow these steps:

1. Make sure you are connected to the internet and using Chrome
2. Make sure you are logged into your SCHOOL Google account
3. Email your teacher
4. Call the school

